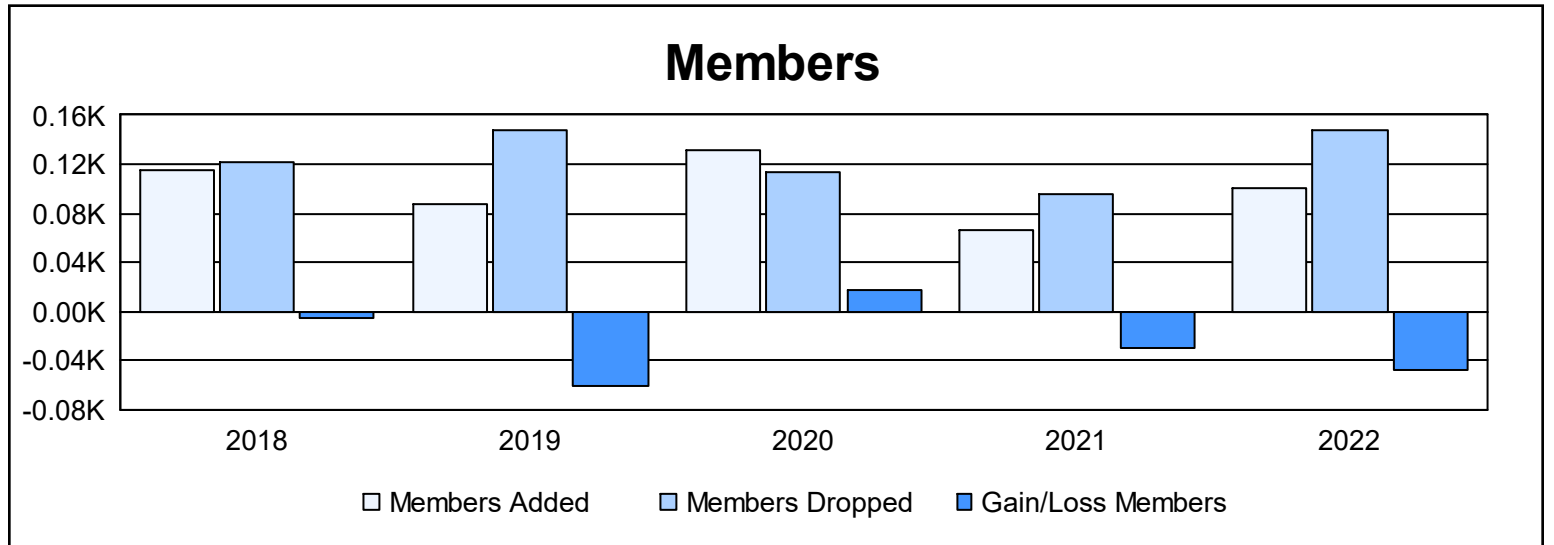
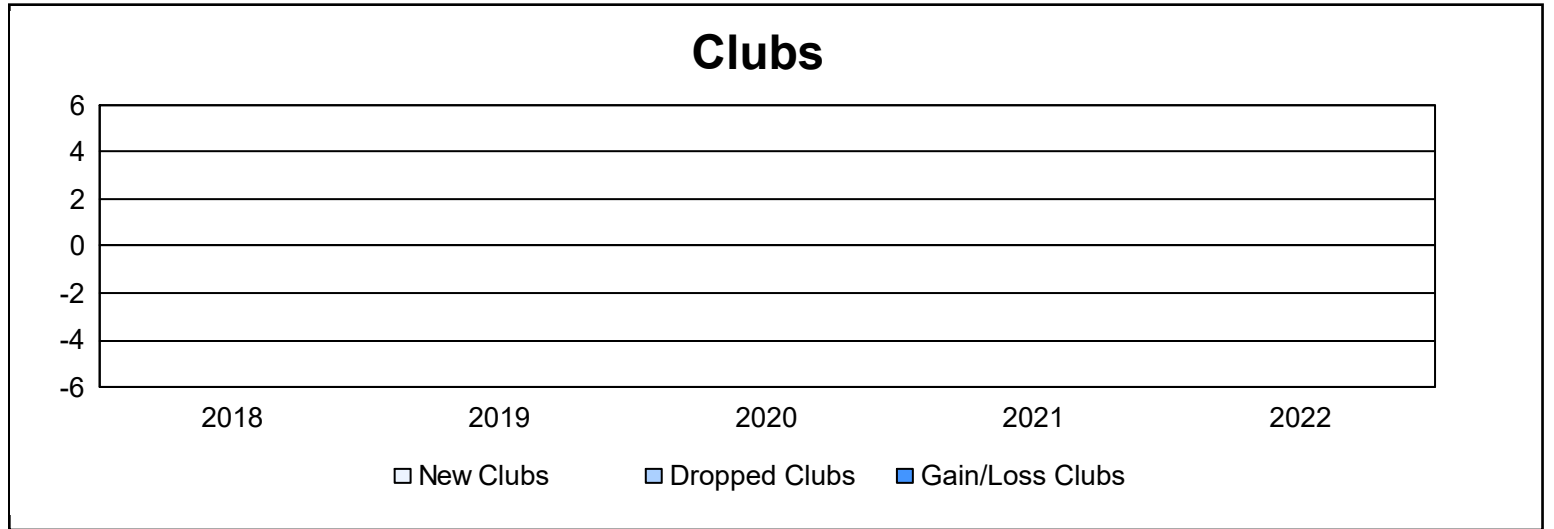
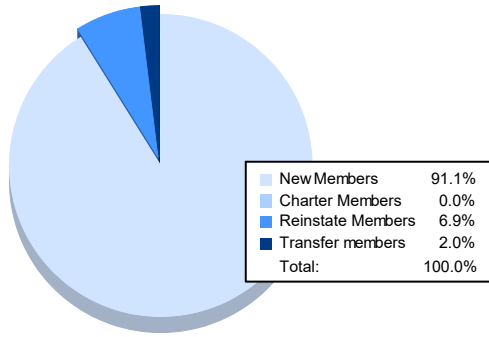


| Year           | New Clubs | Dropped Clubs | Gain/ Loss Clubs | New Members | Charter Members | Reinstate Members | Transfer Members | Total Member Added | Total Members Dropped | Gain/ Loss Members |
|----------------|-----------|---------------|------------------|-------------|-----------------|-------------------|------------------|--------------------|-----------------------|--------------------|
| 2017-2018      | 0         | 0             | 0                | 110         | 0               | 1                 | 4                | 115                | 121                   | -6                 |
| 2018-2019      | 0         | 0             | 0                | 80          | 0               | 2                 | 5                | 87                 | 148                   | -61                |
| 2019-2020      | 0         | 0             | 0                | 125         | 0               | 1                 | 5                | 131                | 114                   | 17                 |
| 2020-2021      | 0         | 0             | 0                | 55          | 0               | 5                 | 6                | 66                 | 96                    | -30                |
| 2021-2022      | 0         | 0             | 0                | 92          | 0               | 7                 | 2                | 101                | 148                   | -47                |
| <b>Average</b> | <b>0</b>  | <b>0</b>      | <b>0</b>         | <b>92</b>   | <b>0</b>        | <b>3</b>          | <b>4</b>         | <b>100</b>         | <b>125</b>            | <b>-25</b>         |



### Membership Composition June 2022 Cumulative



### Gender Composition June 2022 Cumulative

